

GYSPOT PTI-s7

4M - Ref. 022188 - 200/208/230/240 V
6M - Ref. 022195 - 200/208/230/240 V



SPOT-WELDING
EQUIPMENT

The GYSPOT PTI-s7 is the ideal answer to the welding requirements of high strength steels (UHSS/boron), with a clamping force of 550daN with 8bars air pressure, and a welding current that can reach 14 500Amps. Its C clamp integrates a high-tech transformer and the machine also brings a solution to limited power supply issues, as it can operate with 40 Amps fuses only. Its operation is extremely easy thanks to the automatic welding parameters setting in AUTO mode.

INNOVATION

- Liquid cooled medium frequency transformer integrated in the clamp
- Lower electricity consumption (40% less than cable machine)
- Operating with only 32 Amps delayed fuses power supply
- High duty factor

DESCRIPTION

- Ideal C clamp for all types of metal works
- Lightweight clamp and easy to handle : Weight 10 kg
- Available with a clamp cable of 4m or 6m
- Support cable bracket with telescopic arm
- Remote control on the clamp

PERFORMANCE

- **Welding current :**
 - High welding current 14 500 A (230 V)
 - Sound alert if the welding current is too low
 - Constant current control
 - Low electrical consumption
 - GLUE mode: for welding sheets with glue or other coatings
- **Electrode force :**
 - Electrode force control
 - Digital display of the actual electrode arms force
 - Electrode force: 550 daN with 8 bars
 - Liquid-cooled arms up to the tips

MACHINE INTERFACE

- AUTO MODE: automatic setting of welding parameters.
- 7 modes available to answer the requirements of all end users

TRACEABILITY

- Record on SD card of the characteristics of each welding spot performed.
- Restoration on any PC of the reports saved on the SD card.



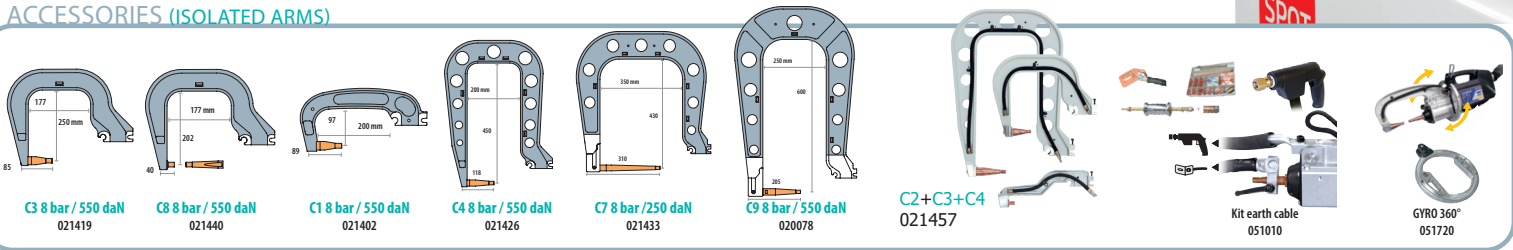
14 500A
550 daN



Included :
- C1 Arm

Lightweight clamp: 10 Kg

ACCESSORIES (ISOLATED ARMS)






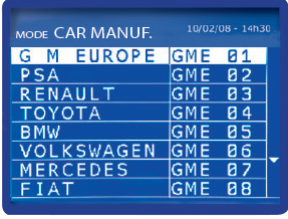



50/60hz	I RMS	U ₀	mm		Kabels		100% CU	↕	⬆️			
			↕	⬆️	Liquid / Air Cooled	↔ m				∅ mm ²		
3 x 200 208 230 240	40A (D)	12 500A 13 000A 14 500A 14 500A	6,5V 6,7V 7,4V 7,7V	2.5+2.5+2.5	1.5+3	↕	Vloeistof	4	OK	65x80x230 cm	98,5 kg	
						⬆️/↕	Lucht (optioneel 051010)	1.5				200
						⬆️	-	8				4x AWG8

CE - EN 60974-1

MADE in FRANCE

www.gys.fr

1		<p>STANDARD MODE The machine determines the welding parameters from the thickness of the sheets to be welded and the type of steel.</p>
2		<p>MANUAL MODE Direct programming of the welding parameters - welding current - welding time - electrode force</p>
3		<p>MULTI MODE The thickness of the sheets to be welded, as well as the type of steel, is specified for each sheet in the assembly. The machine determines the welding parameters.</p>
4		<p>GYSTEEL MODE The hardness measurement obtained with the GYSTEEL Vision device can be entered directly in this menu in order to specify the type of steel. The machine determines the welding parameters.</p>
5		<p>AUTO MODE ** New ** Automatic detection : - of the metal type - of the metal sheet thickness - of presence of glue - of presence of insulating material between the metal sheets</p>
6		<p>CAR MANUFACTURER MODE ** New ** This mode allows recalling, in a welding spot list, pre-recorded welding spots from car manufacturer repair instructions. The welding parameters are automatically effective.</p>
7		<p>ENERGY MODE ** New ** This mode allows controlling the energy transferred during the welding spot. Only the welding current (A) and the energy (kWs) can be set in order to make the welding spot. This mode has been designed for test laboratories and car manufacturers, for approval purposes.</p>